



FRA 155 Single Core

Applications

Single core cable with very high resistance to temperature designed for internal wiring in lamps, heating appliances and distribution boxes in apparatus, mechanical and plant engineering, etc.

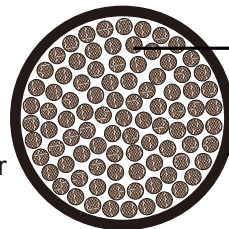


Standard

- IEC 60332-1, EN 50265-2-1 (flame retardant)
- EN 50266-2 (non-flame propagating)

Construction

- **Conductors:** Class 5 stranded tinned copper to IEC60228/VDE 0295.
- **Insulation:** Electron beam crosslinkable polyolefine copolymer.
- **Colour Code:** Various colours on request.



Stranded Tinned Copper Conductor

Electron Beam Crosslinkable
 Polyolefine Copolymer Insulation

Electrical Characteristics at 20°C

Nominal Conductor Cross Section	mm ²	0.25	0.34	0.50	0.75	1.0	1.5	2.5	4.0	6.0	10	16
Maximum Conductor Resistance	Ω/km	85.9	57.2	40.1	26.7	20.0	13.7	8.21	5.09	3.39	1.95	1.24
Voltage Rating	V	450/750V (≤0.5mm ²); 600/1000V (>0.5mm ²)										

Nominal Conductor Cross Section	mm ²	25	35	50	70	95	120	150	185	240
Maximum Conductor Resistance	Ω/km	0.795	0.565	0.393	0.277	0.21	0.164	0.132	0.108	0.0817
Voltage Rating	V	450/750V (≤0.5mm ²); 600/1000V (>0.5mm ²)								

Mechanical and Thermal Properties

Minimum Bending Radius: 4xOD (Static); 6xOD (Flexing)
 Temperature Range: -55°C ~+155°C (Static); -40°C ~+120°C (Flexing)
 Short Circuit Temperature: +280°C



Dimensions and Weight

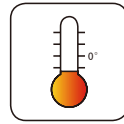
No. of cores& Nominal Conductor Cross Sectional Area No.×mm ²	Number and Nominal Diameter of Strands No/mm	Nominal Insulation Thickness mm	Nominal Overall Diameter mm	Nominal Weight kg/km
1×0.25	19/0.13	0.5	1.5	4
1×0.34	19/0.16	0.5	1.6	5
1×0.50	19/0.18	0.5	1.7	7
1×0.75	24/0.20	0.6	2.2	10
1×1.0	32/0.20	0.6	2.6	13
1×1.5	30/0.25	0.6	2.7	20
1×2.5	48/0.25	0.7	3.4	31
1×4.0	56/0.30	0.8	4.1	46
1×6.0	81/0.30	0.9	5.2	65
1×10.0	78/0.40	1.0	6.4	110
1×16.0	119/0.40	1.1	7.6	165
1×25.0	182/0.40	1.3	9.2	250
1×35.0	266/0.40	1.3	10.6	345
1×50.0	378/0.40	1.6	12.3	550
1×70.0	348/0.50	1.6	14.6	780
1×95.0	444/0.50	1.8	16.3	1010
1×120.0	551/0.50	1.8	18.4	1280
1×150.0	722/0.50	1.9	20.8	1420
1×185.0	874/0.50	2.0	22.5	1710
1×240.0	1147/0.50	2.2	25.7	2250



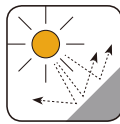
Impact Resistant



Highly Flexible



Weather Resistant



UV Resistant



Fire Retardant
NF C32-070-2.2(C1)
IEC 60332-3/EN50266



Flame Retardant
NF C32-070-2.1(C2)
IEC 60332-1/EN 50265-2-1